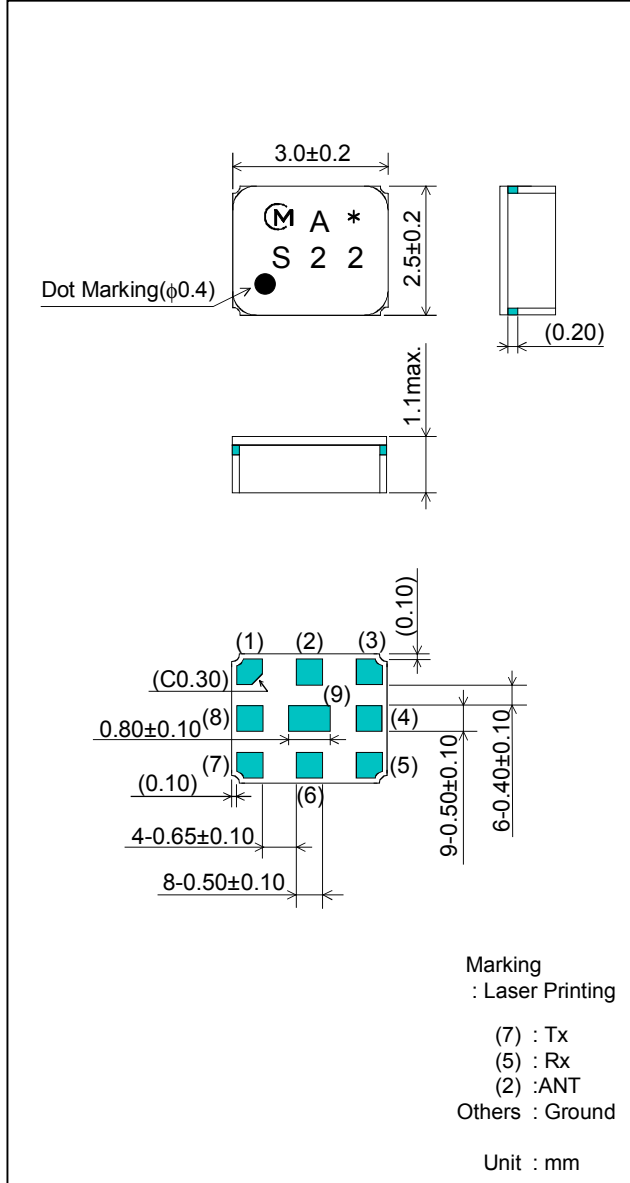


SAW DPX FOR WCDMA Band1 LR type

Murata part number :SAYZY1G95EA0B00 [Tx → ANT]

Package Dimensions



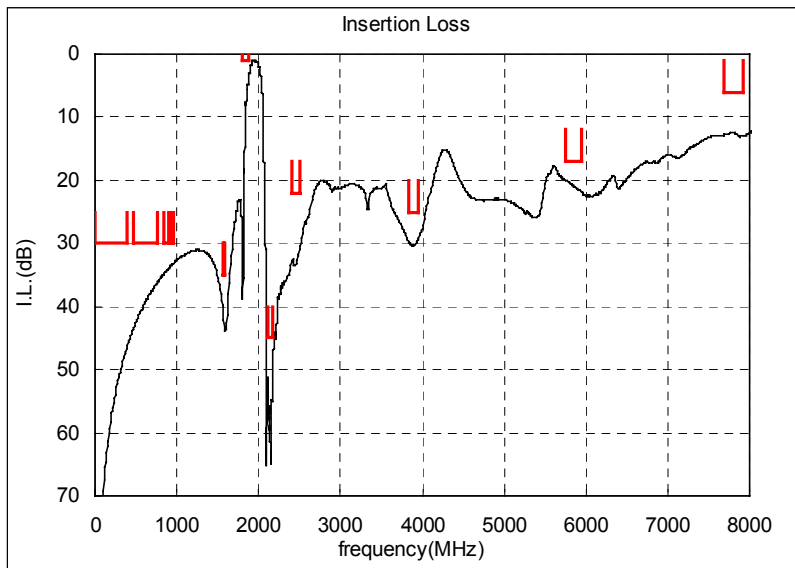
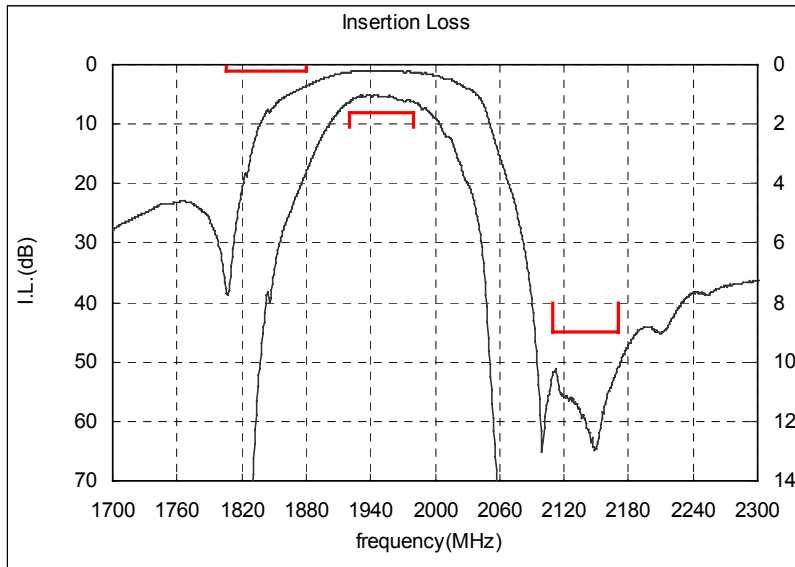
Specification

Item	Specification	
	-30 to +85°C	typ.
Nominal Center Frequency(fc)	1950 MHz	
Insertion Loss (1920 to 1980 MHz)	1.6 dB max.	1.45 dB
Absolute Attenuation		
1) 0.1 to 400 MHz	30 dB min.	46 dB
2) 470 to 770 MHz	30 dB min.	36 dB
3) 843 to 894 MHz	30 dB min.	34 dB
4) 925 to 960 MHz	30 dB min.	33 dB
5) 1573 to 1577 MHz	35 dB min.	42 dB
6) 1805 to 1880 MHz	1 dB min.	4 dB
7) 2110 to 2170 MHz	45 dB min.	51 dB
8) 2400 to 2500 MHz	22 dB min.	28 dB
9) 3840 to 3960 MHz	25 dB min.	28 dB
10) 5760 to 5940 MHz	17 dB min.	21 dB
11) 7680 to 7920 MHz	6 dB min.	14 dB
12) 9600 to 9900 MHz	1 dB min.	7 dB
13) 11520 to 11880 MHz	1 dB min.	10 dB
Ripple Deviation (1920 to 1980 MHz)	0.8 dB max.	0.2 dB
Any 3.84MHz Ripple Deviation (1920 to 1980 MHz)	0.5 dB max.	0.1 dB
VSWR (869 to 894 MHz)	1.9 max.	1.6
Input/Output Impedance (nominal)	50Ω	
Input Signal Level	0.8W, 50000 hours(55°C)	

SAW DPX FOR WCDMA Band1 LR type

Murata part number :SAYZY1G95EA0B00 [Tx → ANT]

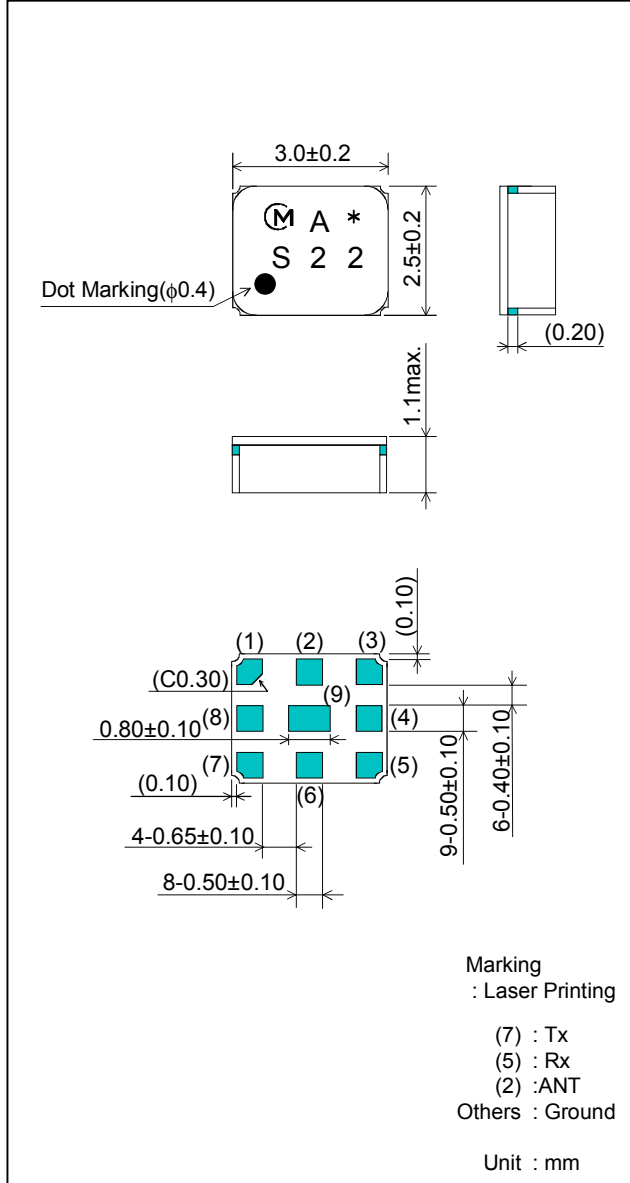
■ Frequency Performance



SAW DPX FOR WCDMA Band1 LR type

Murata part number : SAYZY1G95EA0B00 [ANT→Rx]

Package Dimensions



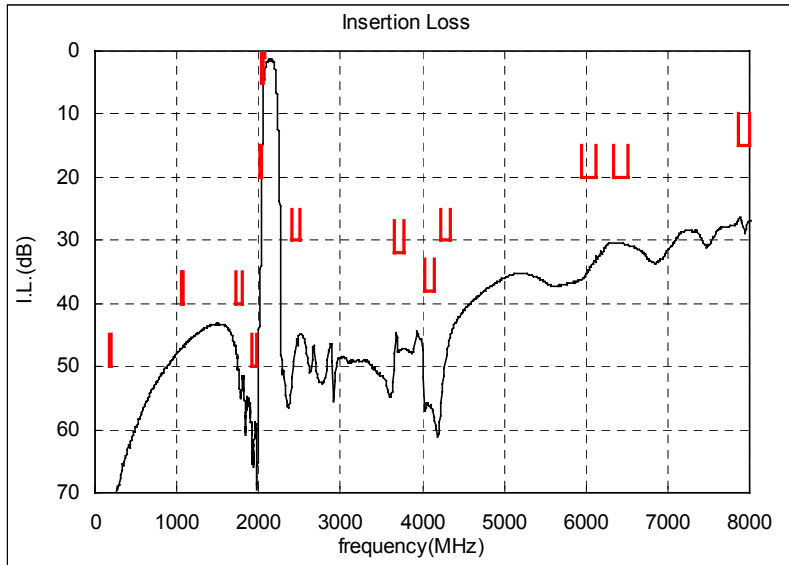
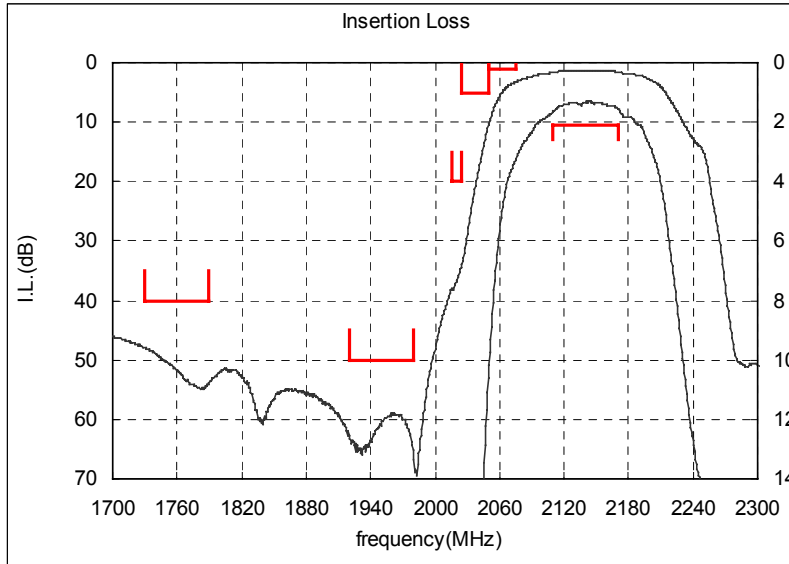
Specification

Item	Specification	
	-30 to +85°C	typ.
Nominal Center Frequency(fc)	2140 MHz	
Insertion Loss (2110 to 2170 MHz)	2.1 dB max.	1.86 dB
Absolute Attenuation		
1) 185 to 195 MHz	50 dB min.	73 dB
2) 1055 to 1085 MHz	40 dB min.	46 dB
3) 1730 to 1790 MHz	40 dB min.	46 dB
4) 1920 to 1980 MHz	50 dB min.	57 dB
5) 2015 to 2025 MHz	20 dB min.	33 dB
6) 2025 to 2050 MHz	5 dB min.	10 dB
7) 2050 to 2075 MHz	1 dB min.	3 dB
8) 2400 to 2500 MHz	30 dB min.	46 dB
9) 3650 to 3770 MHz	32 dB min.	47 dB
10) 4030 to 4150 MHz	38 dB min.	47 dB
11) 4220 to 4340 MHz	30 dB min.	49 dB
12) 5950 to 6130 MHz	20 dB min.	33 dB
13) 6330 to 6510 MHz	20 dB min.	27 dB
14) 7870 to 8000 MHz	15 dB min.	25 dB
15) 8440 to 8680 MHz	10 dB min.	28 dB
16) 10550 to 10850 MHz	5 dB min.	21 dB
17) 12660 to 12700 MHz	5 dB min.	15 dB
Ripple Deviation (2110 to 2170 MHz)	0.9 dB max.	0.6 dB
Any 3.84MHz Ripple Deviation (2110 to 2170 MHz)	0.5 dB max.	0.1 dB
VSWR (2110 to 2170 MHz)	1.9 max.	1.5
Input/Output Impedance (nominal)	50Ω	

SAW DPX FOR WCDMA Band1 LR type

Murata part number :SAYZY1G95EA0B00 [ANT→Rx]

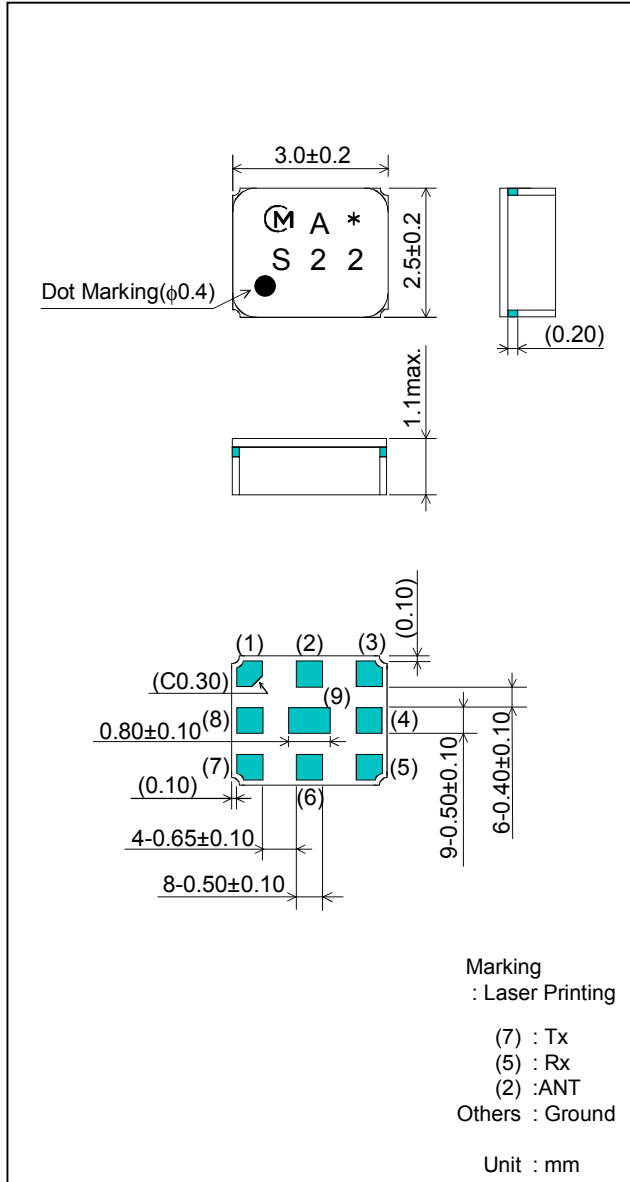
Frequency Performance



SAW DPX FOR WCDMA Band1 LR type

Murata part number :SAYZY1G95EA0B00 [Tx → Rx]

■ Package Dimensions



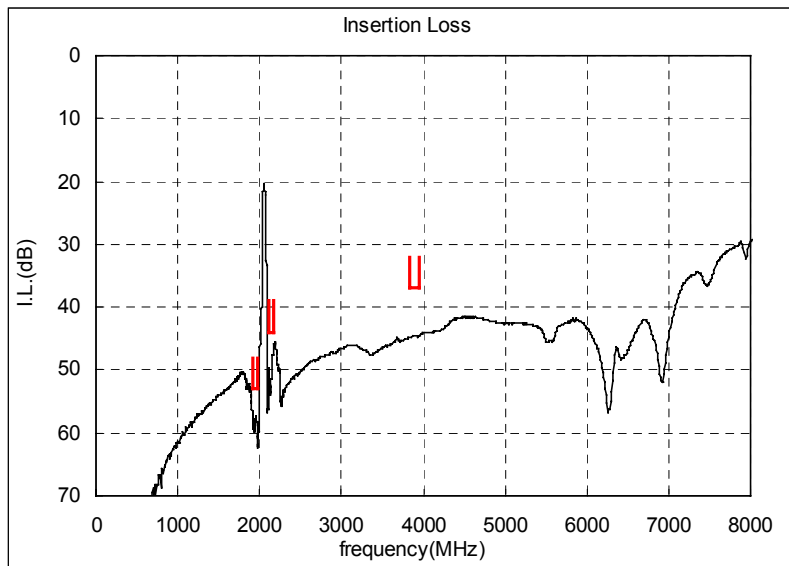
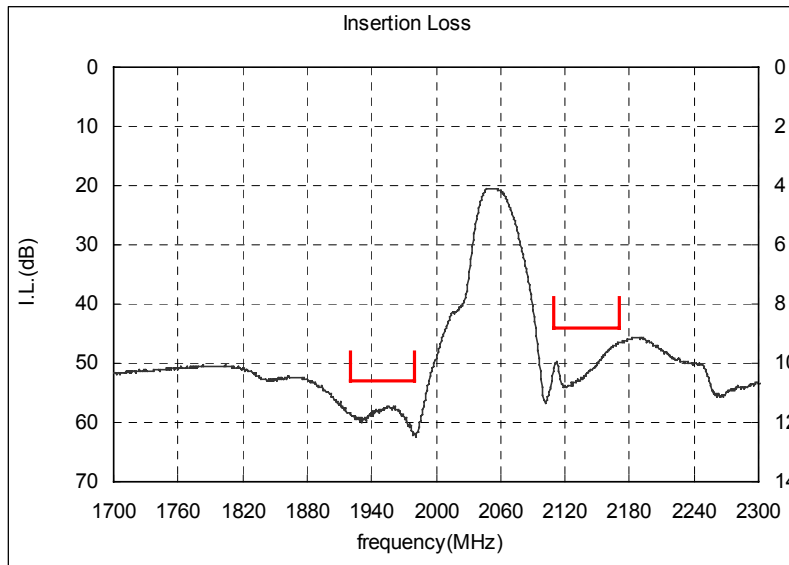
■ Specification

Item	Specification	
	-30 to +85°C	typ.
Isolation		
1) 1920 to 1980 MHz	53 dB min.	56 dB
2) 2110 to 2170 MHz	44 dB min.	46 dB
3) 3840 to 3960 MHz	37 dB min.	44 dB

SAW DPX FOR WCDMA Band1 LR type

Murata part number :SAYZY1G95EA0B00 [Tx → Rx]

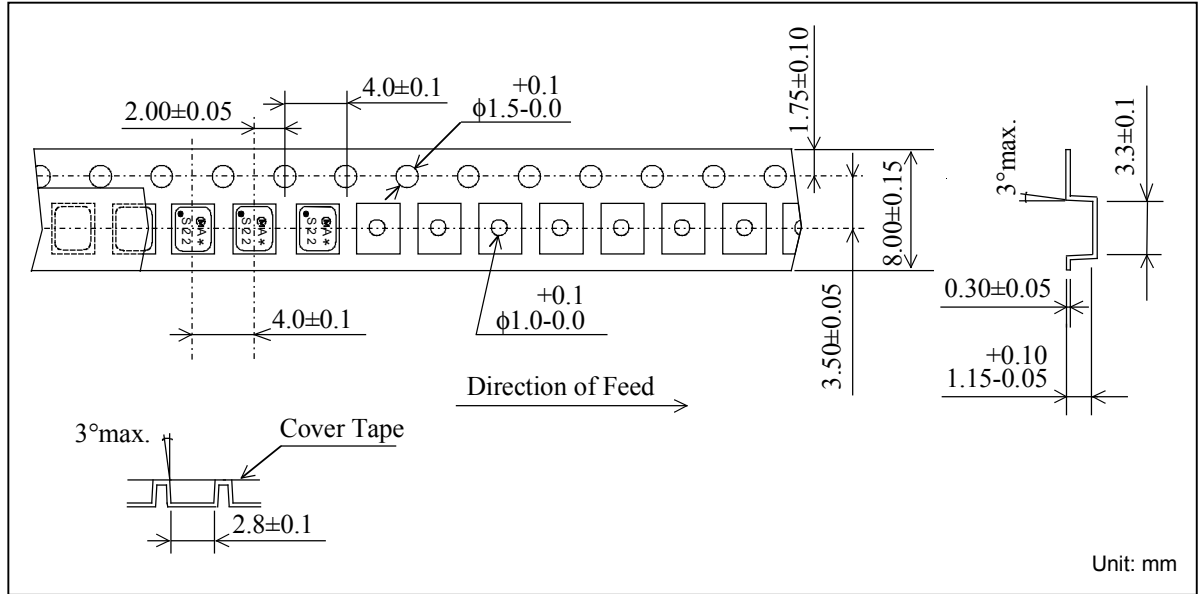
Frequency Performance



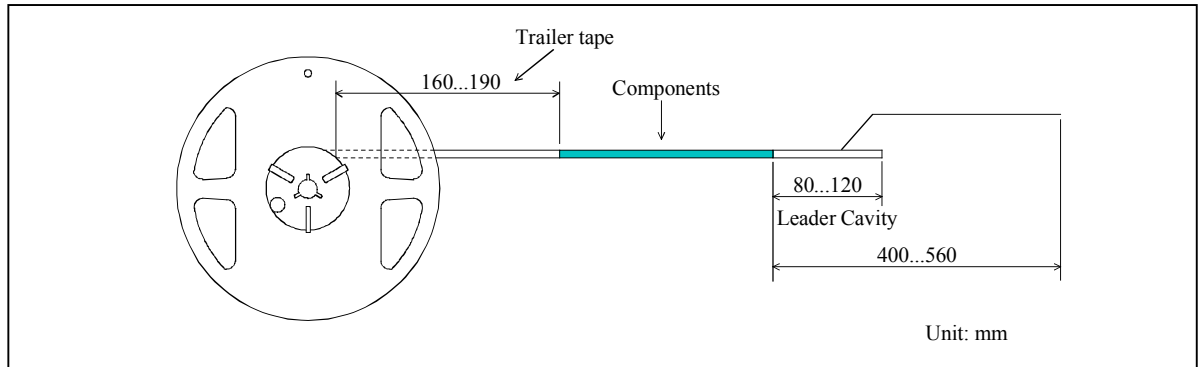
SAW DPX FOR WCDMA Band1 LR type

Murata part number :SAYZY1G95EA0B00

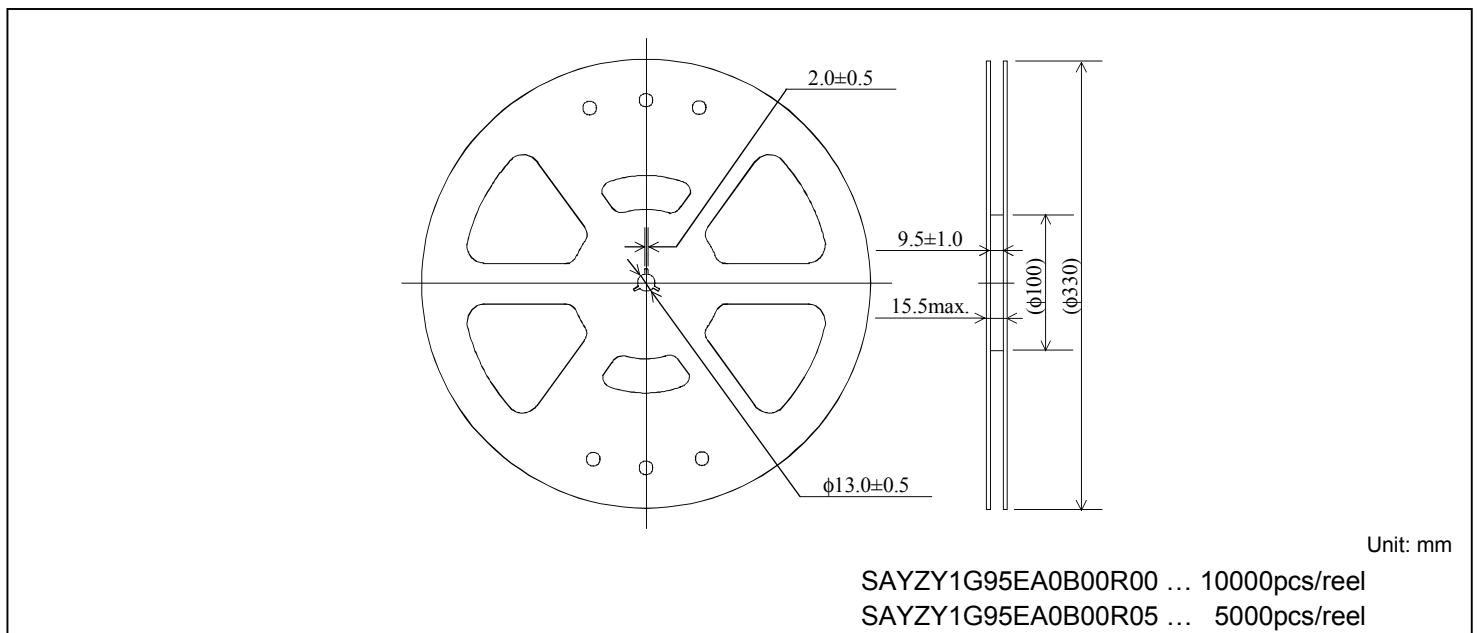
■ Dimensions of Carrier Tape



■ Dimensions of Tape



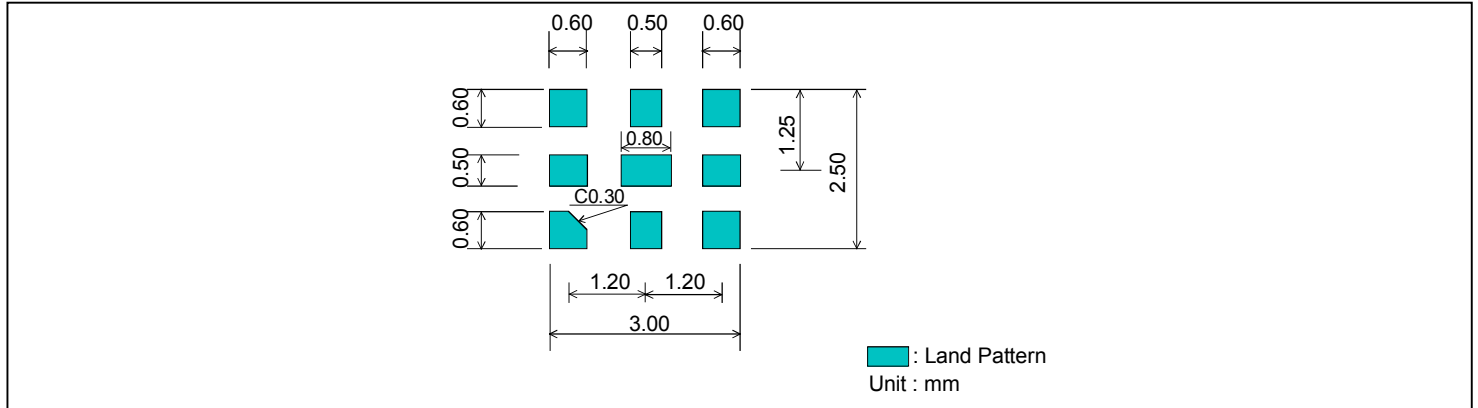
■ Dimensions of Reel



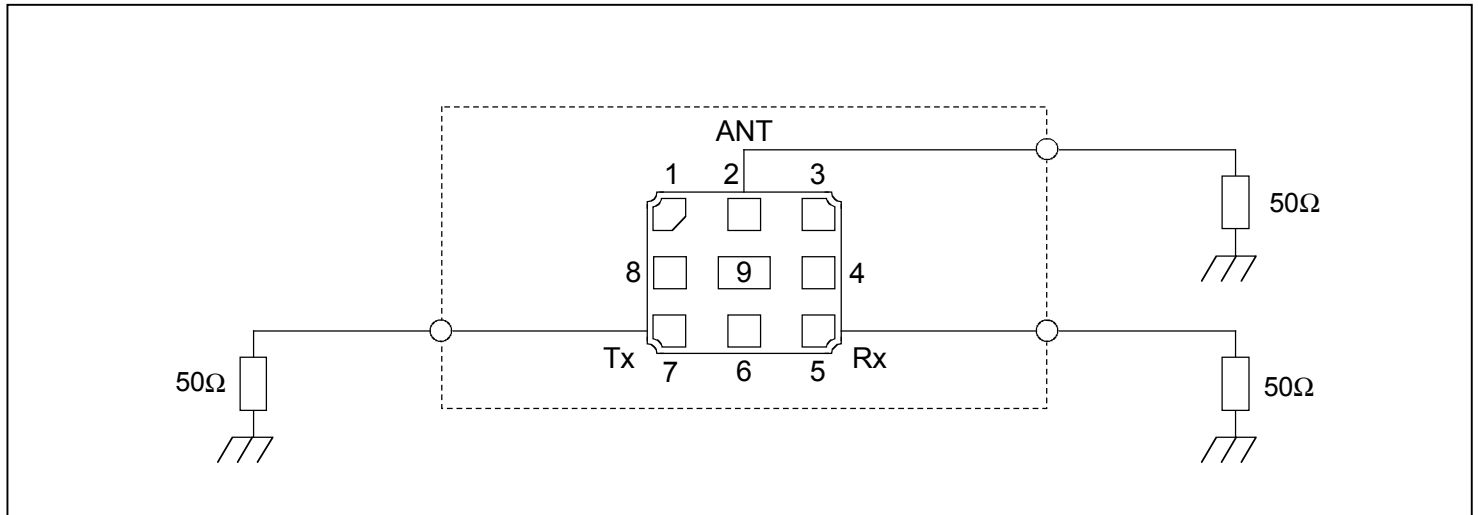
SAW DPX FOR WCDMA Band1 LR type

Murata part number :SAYZY1G95EA0B00

Recommended Land Pattern



Test Circuit



- This PDF Datasheet is downloaded from the website of Murata Manufacturing Co., Ltd. Therefore, it's specifications are subject to change or our products in it may be discontinued without advance notice. Please check with our sales representatives or product engineers before ordering.
- This PDF Datasheet has only typical specifications because there is no space for detailed specifications. Therefore, please approve our product specifications or transact the approval sheet for product specifications before ordering.