



Multilayer Directional Coupler (2 in 1)

For 824-849MHz / 880-915MHz / 1710-1785MHz / 1850-1910MHz

HHM2319B2

2.0x1.25mm [EIA 0805]*

* Dimensions Code JIS[EIA]

Multilayer Directional Coupler (2 in 1)

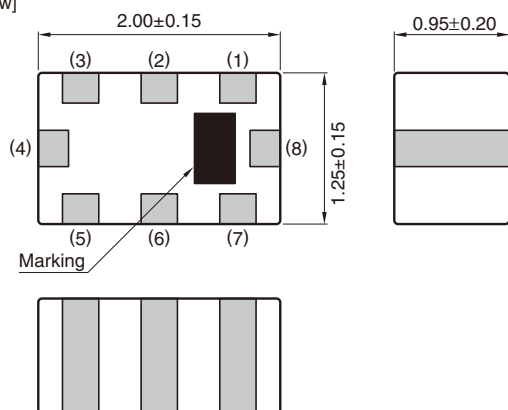
Conformity to RoHS Directive

For 824-849MHz / 880-915MHz / 1710-1785MHz / 1850-1910MHz

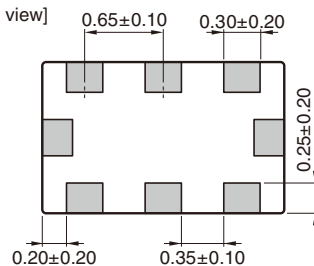
HHM2319B2

SHAPES AND DIMENSIONS

[Top view]



[Bottom view]



Terminal functions

1	Band2 input port
2	GND
3	Band1 input port
4	50Ω termination
5	Band1 output port
6	GND
7	Band2 output port
8	Monitor output port

Dimensions in mm

○ RoHS Directive Compliant Product: See the following for more details related to RoHS Directive compliant products. <http://product.tdk.com/en/environment/rohs/>

- All specifications are subject to change without notice.
- Before using these products, be sure to request the delivery specifications.

HHM2319B2

ELECTRICAL CHARACTERISTICS

Band		1		2	
Frequency Range	(MHz)	824 to 849	880 to 915	1710 to 1785	1850 to 1910
Coupling Factor	(dB)	20.0±1.0	20.0±1.0	20.0±1.0	20.0±1.0
Insertion Loss	(dB)max.	0.20	0.20	0.30	0.30
Isolation*(Directivity)	IN1-OUT2	(dB)min.	32	32	32
	IN2-OUT1	(dB)min.	32	32	32
	IN1-IN2	(dB)min.	28	28	28
	IN-Load	(dB)	35typ. 32min.	35typ. 32min.	35typ. 32min.
Return Loss (dB)	(dB)min.	17.69	17.69	17.69	17.69
Characteristic Impedance (Ω)		50 (Nominal)			

* Isolation between opposite bands is specified over the frequency ranges of both bands.
Isolation in-band is specified over the frequency of the band in question

TEMPERATURE RANGE

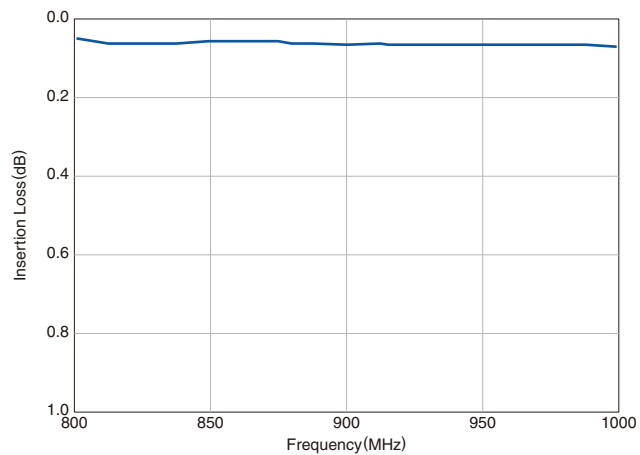
Operating temperature (°C)	Storage temperature (°C)
-40 to +85	-40 to +85

- All specifications are subject to change without notice.
- Before using these products, be sure to request the delivery specifications.

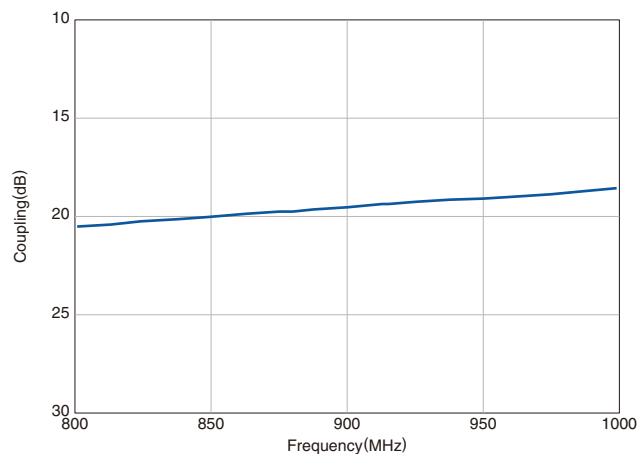
HHM2319B2

■ FREQUENCY CHARACTERISTICS (BAND1)

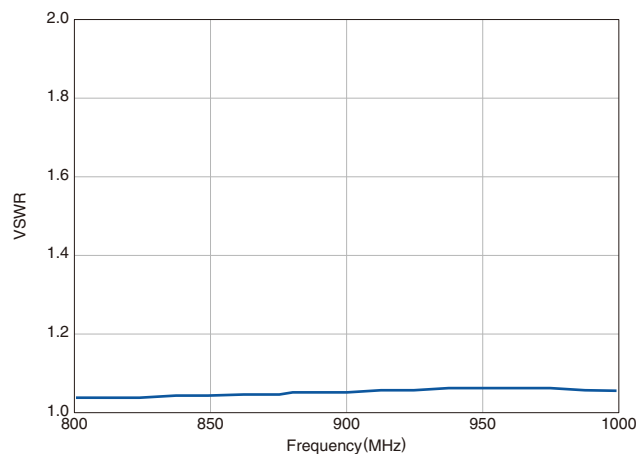
□ INSERTION LOSS



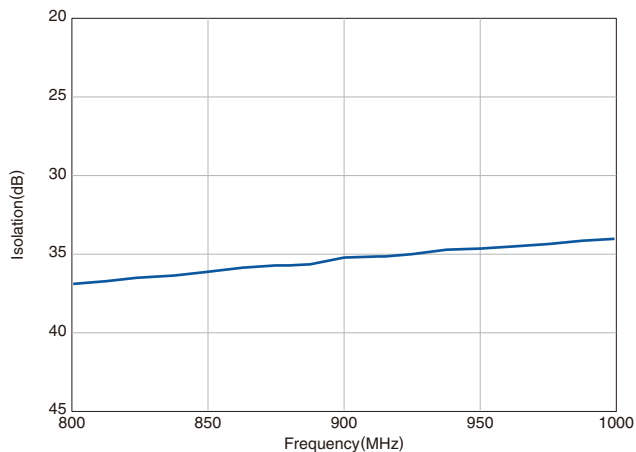
□ COUPLING



□ VSWR



□ ISOLATION(IN-Load)

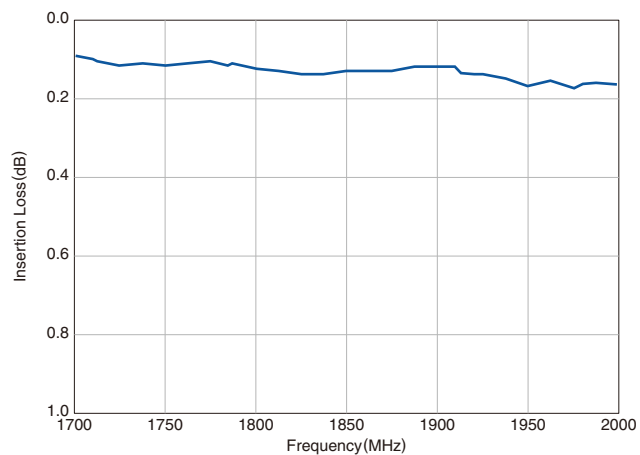


- All specifications are subject to change without notice.
- Before using these products, be sure to request the delivery specifications.

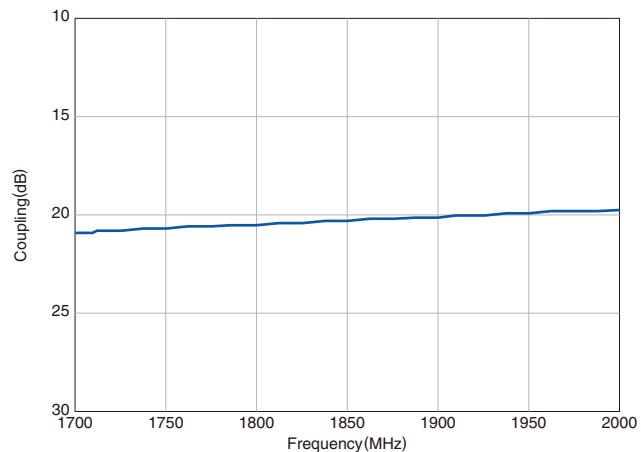
HHM2319B2

■ FREQUENCY CHARACTERISTICS (BAND2)

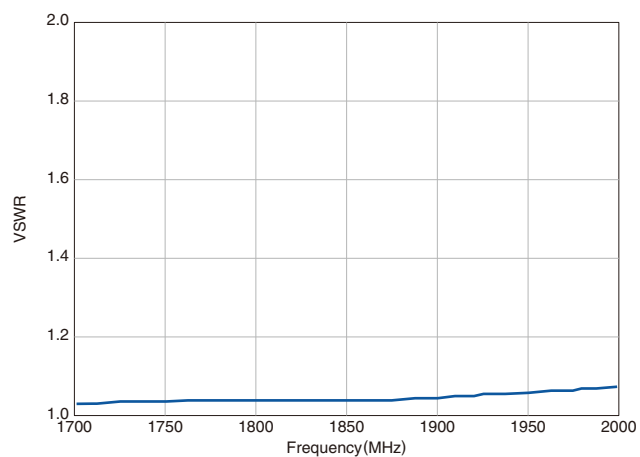
□ INSERTION LOSS



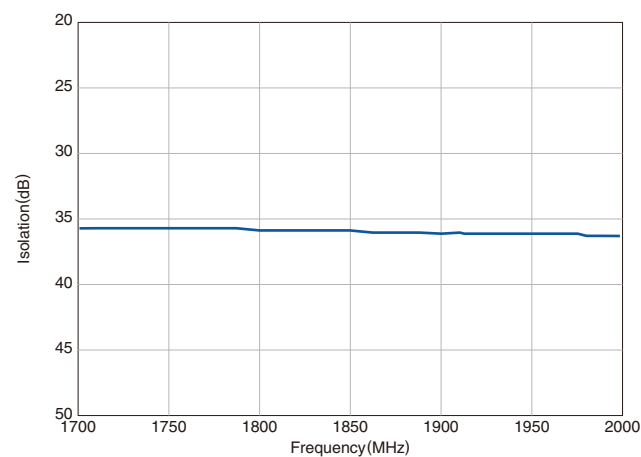
□ COUPLING



□ VSWR



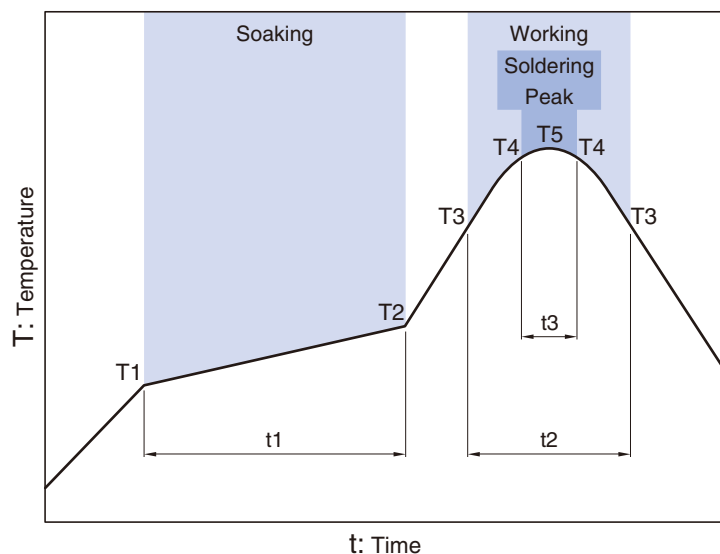
□ ISOLATION(IN-Load)



- All specifications are subject to change without notice.
- Before using these products, be sure to request the delivery specifications.

HHM2319B2

RECOMMENDED REFLOW PROFILE



Soaking			Working		Soldering Peak		
Temp.		Time	Temp.	Time	Temp.	Time	Temp.
T1	T2	t1	T3	t2	T4	t3	T5
150°C	180°C	60 to 120s	230°C	more than 30s	247 to 253°C	within 10s	260°C max.

- All specifications are subject to change without notice.
- Before using these products, be sure to request the delivery specifications.

使用注意事项

在使用本产品前，请务必随附采购规格书。

安全注意事项

使用本产品时，请注意安全事项。

注意

本产品目录中记载的产品是指在通用标准用途意义上使用于一般电子设备（AV 设备，通信设备，家电产品，娱乐设备，计算机设备，个人设备，办公设备，计测设备，工业机器人），并且该一般电子设备要在通常的操作和使用方法下使用。

对于需要高度安全性和可靠性的，或者设备的故障，误动作，运转不良可能会给人的生命，身体及财产等造成损害，以及有可能产生莫大社会影响的以下用途（以下称‘特定用途’）中的适用性，性能发挥，品质，本公司不予保证。

产品被在本产品目录的范围、条件之外，或者在特定用途中使用，本公司对它造成的损害和信赖性不承担任何责任。

- | | |
|-------------------------|--------------------|
| (1) 航天航空设备 | (8) 公共信息处理设备 |
| (2) 交通运输设备（汽车，电动火车，船舶等） | (9) 军事设备 |
| (3) 医疗设备 | (10) 电加热设备、燃烧设备 |
| (4) 发电控制设备 | (11) 防灾 / 预防犯罪设备 |
| (5) 原子能源相关设备 | (12) 安全设备 |
| (6) 海底设备 | (13) 其他不被视为常规用途的用途 |
| (7) 交通控制设备 | |

为了能够更安全地使用产品，对使用本产品目录中所记载产品的设备进行设计时，请确保符合该设备的使用用途及状态的保护回路和装置，并设置备用回路等。