



# Multilayer Diplexer

For 800-2170MHz / 2400-5850MHz

# DPX205850DT-4032A1

---

**2.0x1.25mm [EIA 0805]\***

\* Dimensions Code JIS[EIA]

---

## Multilayer Diplexer

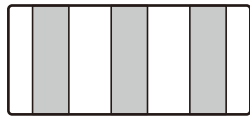
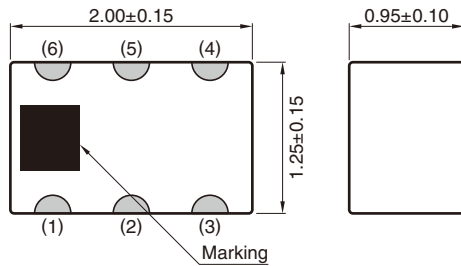
Conformity to RoHS Directive

For 800-2170MHz / 2400-5850MHz

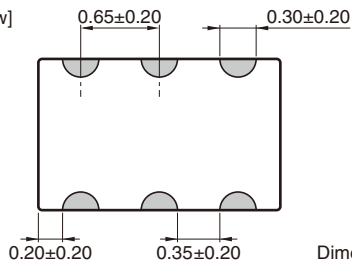
## DPX205850DT-4032A1

## SHAPES AND DIMENSIONS

[Top view]



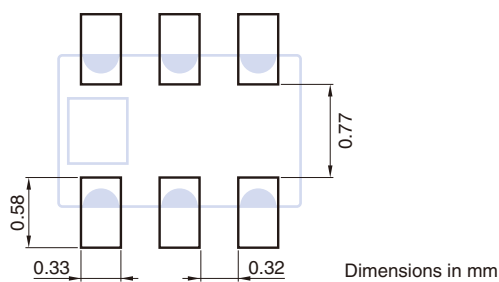
[Bottom view]



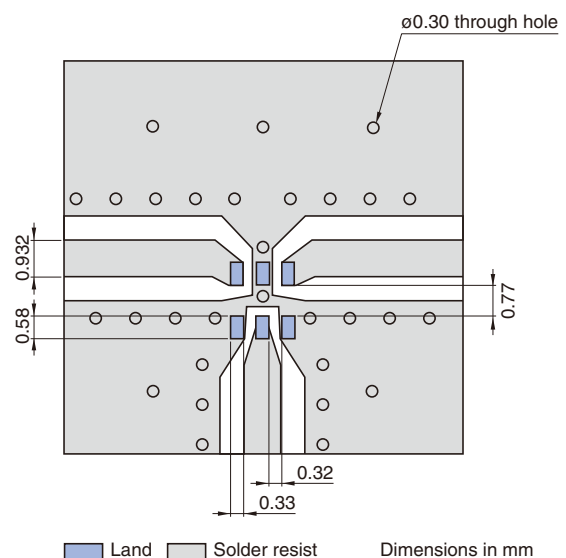
Terminal functions

1	GND
2	Common
3	GND
4	High-band
5	GND
6	Low-band

## RECOMMENDED LAND PATTERN



## EVALUATION BOARD



Line width should be designed to match 50Ω characteristic impedance, depending on PCB material and thickness.

RoHS Directive Compliant Product: See the following for more details related to RoHS Directive compliant products. <http://product.tdk.com/en/environment/rohs/>

- All specifications are subject to change without notice.
- Before using these products, be sure to request the delivery specifications.

# DPX205850DT-4032A1

## ELECTRICAL CHARACTERISTICS

### LOW-BAND

Item	Frequency Range (MHz)	Min.	Typ.	Max.
Insertion Loss (dB)	800 to 2170	—	1.51	3.0
Attenuation (dB)	2400 to 5850	8.0	12.7	—
Characteristic Impedance ( $\Omega$ )			50 (Nominal)	

• Ta: +25±5°C

### HIGH-BAND

Item	Frequency Range (MHz)	Min.	Typ.	Max.
Insertion Loss (dB)	2400 to 5850	—	1.36	3.0
Attenuation (dB)	800 to 2170	8.0	11.5	—
Characteristic Impedance ( $\Omega$ )			50 (Nominal)	

• Ta: +25±5°C

## TEMPERATURE RANGE

Operating temperature (°C)	Storage temperature (°C)
-40 to +85	-40 to +85

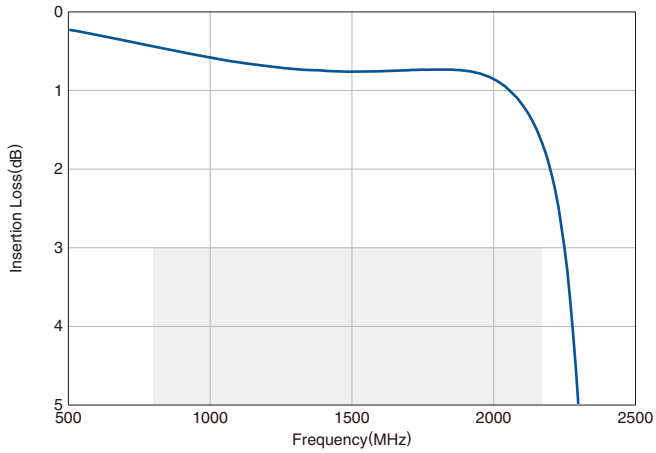
- All specifications are subject to change without notice.
- Before using these products, be sure to request the delivery specifications.

# DPX205850DT-4032A1

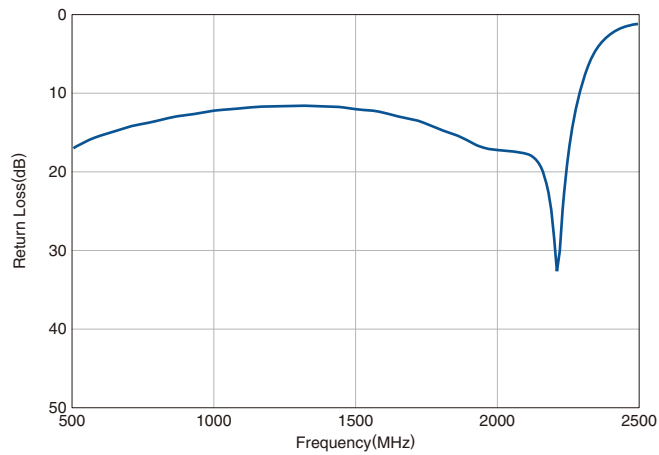
## FREQUENCY CHARACTERISTICS

### LOW-BAND

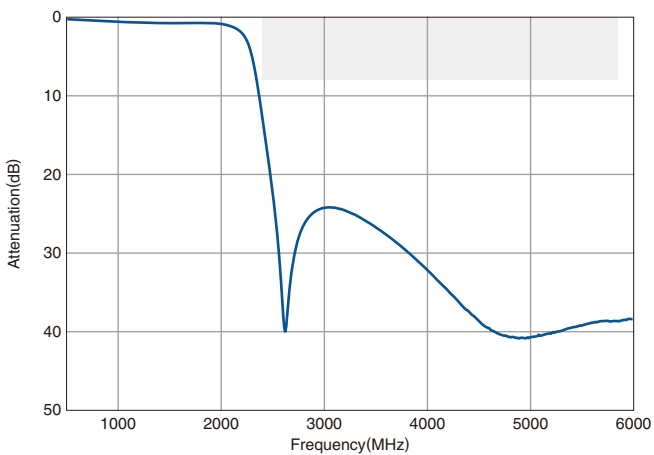
#### Insertion Loss



#### Return Loss

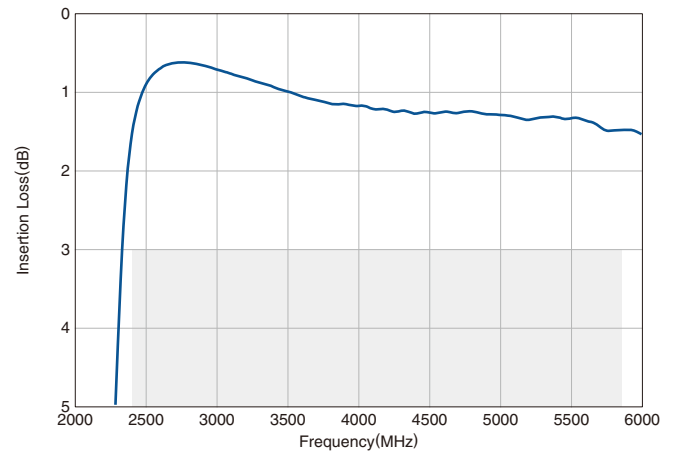


#### Attenuation

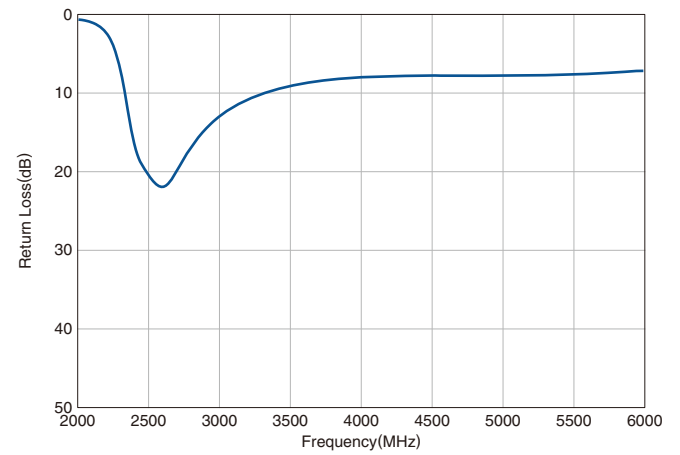


### HIGH-BAND

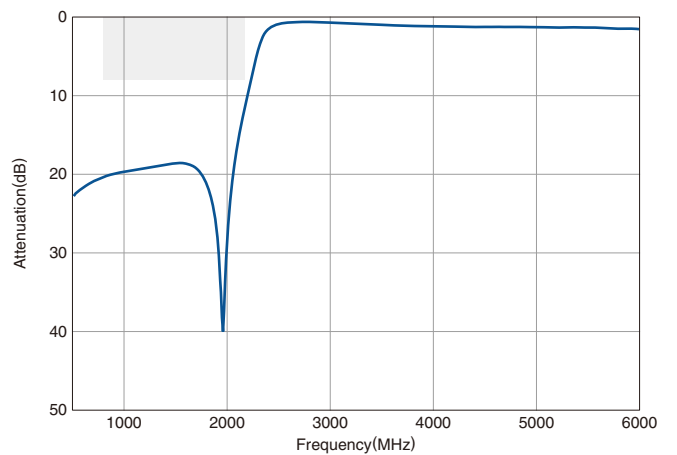
#### Insertion Loss



#### Return Loss



#### Attenuation



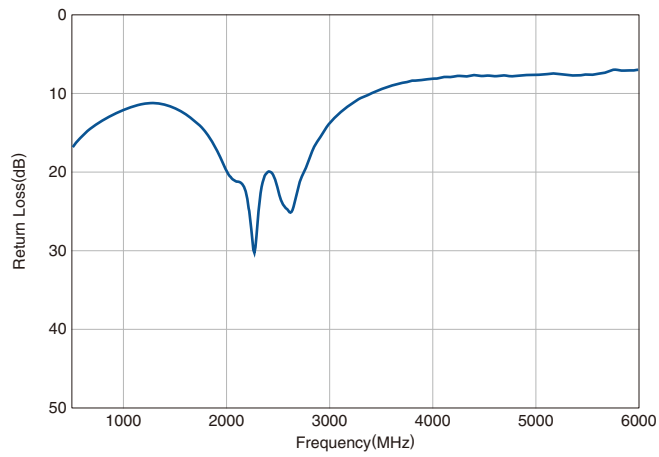
- All specifications are subject to change without notice.
- Before using these products, be sure to request the delivery specifications.

## DPX205850DT-4032A1

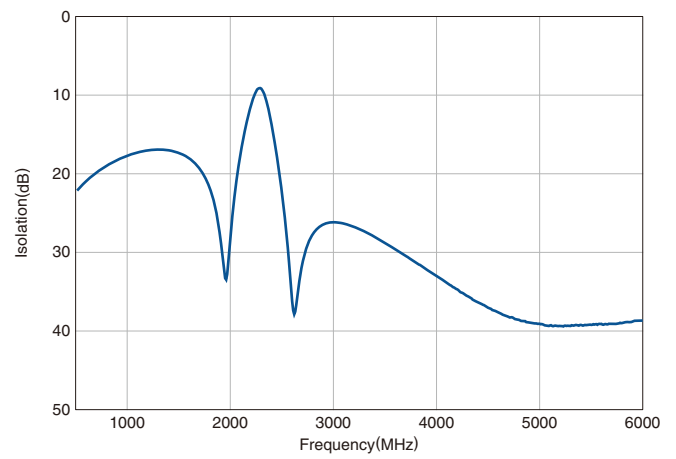
## FREQUENCY CHARACTERISTICS

## COMMON

## Return Loss



## Isolation



- All specifications are subject to change without notice.
- Before using these products, be sure to request the delivery specifications.

# DPX205850DT-4032A1

## RECOMMENDED REFLOW PROFILE



Soaking			Working		Soldering Peak		
Temp.		Time	Temp.	Time	Temp.	Time	Temp.
T1	T2	t1	T3	t2	T4	t3	T5
150°C	180°C	60 to 120s	230°C	more than 30s	247 to 253°C	within 10s	260°C max.

- All specifications are subject to change without notice.
- Before using these products, be sure to request the delivery specifications.

## 使用注意事项

在使用本产品前，请务必随附采购规格书。

## 安全注意事项

使用本产品时，请注意安全事项。

### 注意

本产品目录中记载的产品是指在通用标准用途意义上使用于一般电子设备（AV 设备，通信设备，家电产品，娱乐设备，计算机设备，个人设备，办公设备，计测设备，工业机器人），并且该一般电子设备要在通常的操作和使用方法下使用。

对于需要高度安全性和可靠性的，或者设备的故障，误动作，运转不良可能会给人的生命，身体及财产等造成损害，以及有可能产生莫大社会影响的以下用途（以下称‘特定用途’）中的适用性，性能发挥，品质，本公司不予保证。

产品被在本产品目录的范围、条件之外，或者在特定用途中使用，本公司对它造成的损害和信赖性不承担任何责任。

- |                         |                    |
|-------------------------|--------------------|
| (1) 航天航空设备              | (8) 公共信息处理设备       |
| (2) 交通运输设备（汽车，电动火车，船舶等） | (9) 军事设备           |
| (3) 医疗设备                | (10) 电加热设备、燃烧设备    |
| (4) 发电控制设备              | (11) 防灾 / 预防犯罪设备   |
| (5) 原子能源相关设备            | (12) 安全设备          |
| (6) 海底设备                | (13) 其他不被视为常规用途的用途 |
| (7) 交通控制设备              |                    |

为了能够更安全地使用产品，对使用本产品目录中所记载产品的设备进行设计时，请确保符合该设备的使用用途及状态的保护回路和装置，并设置备用回路等。