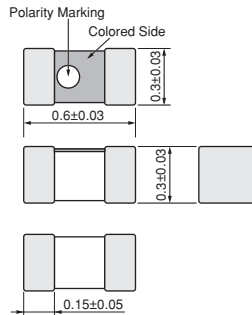


Chip Inductor (Chip Coil) for High Frequency Film Type

LQP03TG_02 Series (0201 Size)

■ Dimensions



(in mm)

■ Packaging

Code	Packaging	Minimum Quantity
D	180mm Paper Tape	15000
J	330mm Paper Tape	50000
B	Bulk(Bag)	500

■ Rated Value (□: packaging code)

Part Number	Inductance	Test Frequency	Rated Current	Max. of DC Resistance	Q (min.)	Test Frequency	Self Resonance Frequency (min.)
LQP03TG0N6B02□	0.6nH ±0.1nH	500MHz	850mA	0.08ohm	11	500MHz	6000MHz
LQP03TG0N6C02□	0.6nH ±0.2nH	500MHz	850mA	0.08ohm	11	500MHz	6000MHz
LQP03TG0N7B02□	0.7nH ±0.1nH	500MHz	750mA	0.10ohm	12	500MHz	6000MHz
LQP03TG0N7C02□	0.7nH ±0.2nH	500MHz	750mA	0.10ohm	12	500MHz	6000MHz
LQP03TG0N8B02□	0.8nH ±0.1nH	500MHz	750mA	0.10ohm	12	500MHz	6000MHz
LQP03TG0N8C02□	0.8nH ±0.2nH	500MHz	750mA	0.10ohm	12	500MHz	6000MHz
LQP03TG0N9B02□	0.9nH ±0.1nH	500MHz	700mA	0.12ohm	12	500MHz	6000MHz
LQP03TG0N9C02□	0.9nH ±0.2nH	500MHz	700mA	0.12ohm	12	500MHz	6000MHz
LQP03TG1N0B02□	1.0nH ±0.1nH	500MHz	600mA	0.15ohm	12	500MHz	6000MHz
LQP03TG1N0C02□	1.0nH ±0.2nH	500MHz	600mA	0.15ohm	12	500MHz	6000MHz
LQP03TG1N1B02□	1.1nH ±0.1nH	500MHz	600mA	0.15ohm	12	500MHz	6000MHz
LQP03TG1N1C02□	1.1nH ±0.2nH	500MHz	600mA	0.15ohm	12	500MHz	6000MHz
LQP03TG1N2B02□	1.2nH ±0.1nH	500MHz	600mA	0.15ohm	13	500MHz	6000MHz
LQP03TG1N2C02□	1.2nH ±0.2nH	500MHz	600mA	0.15ohm	13	500MHz	6000MHz
LQP03TG1N3B02□	1.3nH ±0.1nH	500MHz	600mA	0.15ohm	13	500MHz	6000MHz
LQP03TG1N3C02□	1.3nH ±0.2nH	500MHz	600mA	0.15ohm	13	500MHz	6000MHz
LQP03TG1N4B02□	1.4nH ±0.1nH	500MHz	600mA	0.15ohm	13	500MHz	6000MHz
LQP03TG1N4C02□	1.4nH ±0.2nH	500MHz	600mA	0.15ohm	13	500MHz	6000MHz
LQP03TG1N5B02□	1.5nH ±0.1nH	500MHz	600mA	0.15ohm	13	500MHz	6000MHz
LQP03TG1N5C02□	1.5nH ±0.2nH	500MHz	600mA	0.15ohm	13	500MHz	6000MHz
LQP03TG1N6B02□	1.6nH ±0.1nH	500MHz	600mA	0.15ohm	13	500MHz	6000MHz
LQP03TG1N6C02□	1.6nH ±0.2nH	500MHz	600mA	0.15ohm	13	500MHz	6000MHz
LQP03TG1N7B02□	1.7nH ±0.1nH	500MHz	500mA	0.20ohm	13	500MHz	6000MHz
LQP03TG1N7C02□	1.7nH ±0.2nH	500MHz	500mA	0.20ohm	13	500MHz	6000MHz
LQP03TG1N8B02□	1.8nH ±0.1nH	500MHz	500mA	0.20ohm	13	500MHz	6000MHz
LQP03TG1N8C02□	1.8nH ±0.2nH	500MHz	500mA	0.20ohm	13	500MHz	6000MHz

Operating Temperature Range (Self-temperature rise is not included): -55 to +125°C

Only for reflow soldering.

Continued on the following page.

● This data sheet is applied for CHIP INDUCTORS (CHIP COILS) used for General Electronics equipment for your design.

⚠ Note:

- This datasheet is downloaded from the website of Murata Manufacturing co., ltd. Therefore, it's specifications are subject to change or our products in it may be discontinued without advance notice. Please check with our sales representatives or product engineers before ordering.
- This datasheet has only typical specifications because there is no space for detailed specifications. Therefore, please approve our product specifications or transact the approval sheet for product specifications before ordering.

Part Number	Inductance	Test Frequency	Rated Current	Max. of DC Resistance	Q (min.)	Test Frequency	Self Resonance Frequency (min.)
LQP03TG1N9B02□	1.9nH ±0.1nH	500MHz	450mA	0.25ohm	13	500MHz	6000MHz
LQP03TG1N9C02□	1.9nH ±0.2nH	500MHz	450mA	0.25ohm	13	500MHz	6000MHz
LQP03TG2N0B02□	2.0nH ±0.1nH	500MHz	450mA	0.25ohm	13	500MHz	6000MHz
LQP03TG2N0C02□	2.0nH ±0.2nH	500MHz	450mA	0.25ohm	13	500MHz	6000MHz
LQP03TG2N1B02□	2.1nH ±0.1nH	500MHz	450mA	0.25ohm	13	500MHz	6000MHz
LQP03TG2N1C02□	2.1nH ±0.2nH	500MHz	450mA	0.25ohm	13	500MHz	6000MHz
LQP03TG2N2B02□	2.2nH ±0.1nH	500MHz	450mA	0.25ohm	13	500MHz	6000MHz
LQP03TG2N2C02□	2.2nH ±0.2nH	500MHz	450mA	0.25ohm	13	500MHz	6000MHz
LQP03TG2N3B02□	2.3nH ±0.1nH	500MHz	450mA	0.25ohm	13	500MHz	6000MHz
LQP03TG2N3C02□	2.3nH ±0.2nH	500MHz	450mA	0.25ohm	13	500MHz	6000MHz
LQP03TG2N4B02□	2.4nH ±0.1nH	500MHz	450mA	0.25ohm	13	500MHz	6000MHz
LQP03TG2N4C02□	2.4nH ±0.2nH	500MHz	450mA	0.25ohm	13	500MHz	6000MHz
LQP03TG2N5B02□	2.5nH ±0.1nH	500MHz	450mA	0.25ohm	13	500MHz	6000MHz
LQP03TG2N5C02□	2.5nH ±0.2nH	500MHz	450mA	0.25ohm	13	500MHz	6000MHz
LQP03TG2N6B02□	2.6nH ±0.1nH	500MHz	450mA	0.25ohm	13	500MHz	6000MHz
LQP03TG2N6C02□	2.6nH ±0.2nH	500MHz	450mA	0.25ohm	13	500MHz	6000MHz
LQP03TG2N7B02□	2.7nH ±0.1nH	500MHz	450mA	0.25ohm	13	500MHz	6000MHz
LQP03TG2N7C02□	2.7nH ±0.2nH	500MHz	450mA	0.25ohm	13	500MHz	6000MHz
LQP03TG2N8B02□	2.8nH ±0.1nH	500MHz	450mA	0.25ohm	13	500MHz	6000MHz
LQP03TG2N8C02□	2.8nH ±0.2nH	500MHz	450mA	0.25ohm	13	500MHz	6000MHz
LQP03TG2N9B02□	2.9nH ±0.1nH	500MHz	450mA	0.25ohm	13	500MHz	6000MHz
LQP03TG2N9C02□	2.9nH ±0.2nH	500MHz	450mA	0.25ohm	13	500MHz	6000MHz
LQP03TG3N0B02□	3.0nH ±0.1nH	500MHz	450mA	0.25ohm	13	500MHz	6000MHz
LQP03TG3N0C02□	3.0nH ±0.2nH	500MHz	450mA	0.25ohm	13	500MHz	6000MHz
LQP03TG3N1B02□	3.1nH ±0.1nH	500MHz	400mA	0.32ohm	13	500MHz	6000MHz
LQP03TG3N1C02□	3.1nH ±0.2nH	500MHz	400mA	0.32ohm	13	500MHz	6000MHz
LQP03TG3N2B02□	3.2nH ±0.1nH	500MHz	400mA	0.32ohm	13	500MHz	6000MHz
LQP03TG3N2C02□	3.2nH ±0.2nH	500MHz	400mA	0.32ohm	13	500MHz	6000MHz
LQP03TG3N3B02□	3.3nH ±0.1nH	500MHz	400mA	0.32ohm	13	500MHz	6000MHz
LQP03TG3N3C02□	3.3nH ±0.2nH	500MHz	400mA	0.32ohm	13	500MHz	6000MHz
LQP03TG3N4B02□	3.4nH ±0.1nH	500MHz	350mA	0.35ohm	13	500MHz	6000MHz
LQP03TG3N4C02□	3.4nH ±0.2nH	500MHz	350mA	0.35ohm	13	500MHz	6000MHz
LQP03TG3N5B02□	3.5nH ±0.1nH	500MHz	350mA	0.35ohm	13	500MHz	6000MHz
LQP03TG3N5C02□	3.5nH ±0.2nH	500MHz	350mA	0.35ohm	13	500MHz	6000MHz
LQP03TG3N6B02□	3.6nH ±0.1nH	500MHz	350mA	0.35ohm	13	500MHz	6000MHz
LQP03TG3N6C02□	3.6nH ±0.2nH	500MHz	350mA	0.35ohm	13	500MHz	6000MHz
LQP03TG3N7B02□	3.7nH ±0.1nH	500MHz	350mA	0.35ohm	13	500MHz	6000MHz
LQP03TG3N7C02□	3.7nH ±0.2nH	500MHz	350mA	0.35ohm	13	500MHz	6000MHz
LQP03TG3N8B02□	3.8nH ±0.1nH	500MHz	350mA	0.35ohm	13	500MHz	6000MHz
LQP03TG3N8C02□	3.8nH ±0.2nH	500MHz	350mA	0.35ohm	13	500MHz	6000MHz
LQP03TG3N9B02□	3.9nH ±0.1nH	500MHz	350mA	0.35ohm	13	500MHz	6000MHz
LQP03TG3N9C02□	3.9nH ±0.2nH	500MHz	350mA	0.35ohm	13	500MHz	6000MHz
LQP03TG4N3H02□	4.3nH ±3%	500MHz	300mA	0.58ohm	13	500MHz	6000MHz
LQP03TG4N3J02□	4.3nH ±5%	500MHz	300mA	0.58ohm	13	500MHz	6000MHz
LQP03TG4N7H02□	4.7nH ±3%	500MHz	250mA	0.72ohm	12	500MHz	6000MHz

Operating Temperature Range (Self-temperature rise is not included): -55 to +125°C


Only for reflow soldering.

Continued on the following page.

● This data sheet is applied for CHIP INDUCTORS (CHIP COILS) used for General Electronics equipment for your design.

Note:

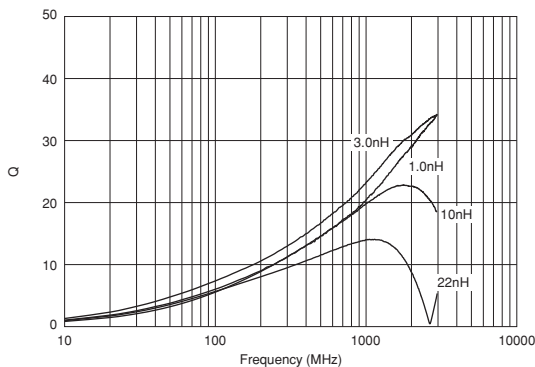
- This datasheet is downloaded from the website of Murata Manufacturing co., ltd. Therefore, it's specifications are subject to change or our products in it may be discontinued without advance notice. Please check with our sales representatives or product engineers before ordering.
- This datasheet has only typical specifications because there is no space for detailed specifications. Therefore, please approve our product specifications or transact the approval sheet for product specifications before ordering.

 Continued from the preceding page.

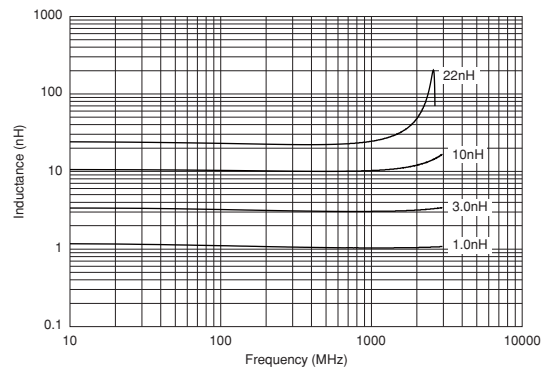
Part Number	Inductance	Test Frequency	Rated Current	Max. of DC Resistance	Q (min.)	Test Frequency	Self Resonance Frequency (min.)
LQP03TG4N7J02□	4.7nH ±5%	500MHz	250mA	0.72ohm	12	500MHz	6000MHz
LQP03TG5N1H02□	5.1nH ±3%	500MHz	250mA	0.72ohm	12	500MHz	6000MHz
LQP03TG5N1J02□	5.1nH ±5%	500MHz	250mA	0.72ohm	12	500MHz	6000MHz
LQP03TG5N6H02□	5.6nH ±3%	500MHz	250mA	0.88ohm	12	500MHz	6000MHz
LQP03TG5N6J02□	5.6nH ±5%	500MHz	250mA	0.88ohm	12	500MHz	6000MHz
LQP03TG6N2H02□	6.2nH ±3%	500MHz	200mA	1.15ohm	12	500MHz	6000MHz
LQP03TG6N2J02□	6.2nH ±5%	500MHz	200mA	1.15ohm	12	500MHz	6000MHz
LQP03TG6N8H02□	6.8nH ±3%	500MHz	200mA	1.15ohm	12	500MHz	5400MHz
LQP03TG6N8J02□	6.8nH ±5%	500MHz	200mA	1.15ohm	12	500MHz	5400MHz
LQP03TG7N5H02□	7.5nH ±3%	500MHz	200mA	1.22ohm	12	500MHz	4800MHz
LQP03TG7N5J02□	7.5nH ±5%	500MHz	200mA	1.22ohm	12	500MHz	4800MHz
LQP03TG8N2H02□	8.2nH ±3%	500MHz	200mA	1.40ohm	12	500MHz	4800MHz
LQP03TG8N2J02□	8.2nH ±5%	500MHz	200mA	1.40ohm	12	500MHz	4800MHz
LQP03TG9N1H02□	9.1nH ±3%	500MHz	200mA	1.40ohm	11	500MHz	4500MHz
LQP03TG9N1J02□	9.1nH ±5%	500MHz	200mA	1.40ohm	11	500MHz	4500MHz
LQP03TG10NH02□	10nH ±3%	500MHz	190mA	1.52ohm	11	500MHz	4500MHz
LQP03TG10NJ02□	10nH ±5%	500MHz	190mA	1.52ohm	11	500MHz	4500MHz
LQP03TG12NH02□	12nH ±3%	500MHz	180mA	1.78ohm	11	500MHz	3700MHz
LQP03TG12NJ02□	12nH ±5%	500MHz	180mA	1.78ohm	11	500MHz	3700MHz
LQP03TG15NH02□	15nH ±3%	500MHz	170mA	1.90ohm	11	500MHz	3100MHz
LQP03TG15NJ02□	15nH ±5%	500MHz	170mA	1.90ohm	11	500MHz	3100MHz
LQP03TG18NH02□	18nH ±3%	500MHz	160mA	2.28ohm	11	500MHz	2800MHz
LQP03TG18NJ02□	18nH ±5%	500MHz	160mA	2.28ohm	11	500MHz	2800MHz
LQP03TG22NH02□	22nH ±3%	500MHz	140mA	2.85ohm	9	500MHz	2500MHz
LQP03TG22NJ02□	22nH ±5%	500MHz	140mA	2.85ohm	9	500MHz	2500MHz


Operating Temperature Range (Self-temperature rise is not included): -55 to +125°C
Only for reflow soldering.

■ Q-Frequency Characteristics (Typ.)



■ Inductance-Frequency Characteristics (Typ.)




Continued on the following page. 

● This data sheet is applied for CHIP INDUCTORS (CHIP COILS) used for General Electronics equipment for your design.

⚠ Note:

- This datasheet is downloaded from the website of Murata Manufacturing Co., Ltd. Therefore, its specifications are subject to change or our products in it may be discontinued without advance notice. Please check with our sales representatives or product engineers before ordering.
- This datasheet has only typical specifications because there is no space for detailed specifications. Therefore, please approve our product specifications or transact the approval sheet for product specifications before ordering.

 Continued from the preceding page.

■ Caution/Notice

Caution (Rating)

Do not use products beyond the rated current as this may create excessive heat.

Notice

Solderability of Tin plating termination chip might be deteriorated when low temperature soldering profile where peak solder temperature is below the Tin melting point is used. Please confirm the solderability of Tin plating termination chip before use.

● This data sheet is applied for CHIP INDUCTORS (CHIP COILS) used for General Electronics equipment for your design.

Note:

1. This datasheet is downloaded from the website of Murata Manufacturing co., ltd. Therefore, it's specifications are subject to change or our products in it may be discontinued without advance notice. Please check with our sales representatives or product engineers before ordering.
2. This datasheet has only typical specifications because there is no space for detailed specifications. Therefore, please approve our product specifications or transact the approval sheet for product specifications before ordering.